

Serie 176

Industrial floodlight for lighting indoor and outdoor infrastructures in extreme environments

SILL



Serie 176

Industrial floodlight for lighting indoor and outdoor infrastructures in extreme environments

SILL



The Series 176 is primarily designed to last, whether hanging from the ceiling or mounted on the ceiling or a crossbeam. Its extra-flat IP65 rated housing contains ultra-reliable electronics guaranteeing an exceptionally long life. This floodlight is easy to install and service thanks to the plug-in connector and mounting accessories. This multi-purpose and highly efficient solution is ideal for multi-functional halls and large industrial hangars, whether indoors or outdoors.

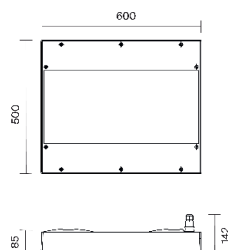




Serie 176

Industrial floodlight for lighting indoor and outdoor infrastructures in extreme environments

SILL



3000K warm white version, ideal for outdoor lighting

CRI70, 3000K, 50 000 h L80B10 @Tmax.



Watt	Beam angle	Flux (lm)**	T max	Designation	Code
150	Asymmetric deep - lmax 67°	16800	45°C	176 15-25k 730 D AS125-67 SL	1765150WW70D
	Very Wide Beam 100°	19600		176 15-25k 730 D VWB100 SL	176F150WW70D
	Wide Beam 65°	20100		176 15-25k 730 D WB65 SL	1764150WW70D
200	Asymmetric deep - lmax 67°	22800		176 20-30k 730 D AS125-67 SL	S1760075
	Very Wide Beam 100°	26600		176 20-30k 730 D VWB100 SL	S1760078
	Wide Beam 65°	27300		176 20-30k 730 D WB65 SL	S1760077
250	Asymmetric deep - lmax 67°	26800		176 25-35k 730 D AS125-67 SL	1765250WW70D
	Very Wide Beam 100°	31300		176 25-35k 730 D VWB100 SL	176F250WW70D
	Wide Beam 65°	32100		176 25-35k 730 D WB65 SL	1764250WW70D
350	Asymmetric deep - lmax 67°	37100	35°C	176 35-50k 730 D AS125-67 SL	1765350WW70D
	Very Wide Beam 100°	43400		176 35-50k 730 D VWB100 SL	176F350WW70D
	Wide Beam 65°	44500		176 35-50k 730 D WB65 SL	1764350WW70D

**Light output. These references are ideal for the conversion of conventional 250W and 400W sodium or metal halide floodlights while reducing the number of points installed.

4000K neutral white version, ideal for indoor lighting

CRI70, 4000K, 50 000 h L80B10 @Tmax.



Watt	Beam angle	Flux (lm)**	T max	Designation	Code
150	Asymmetric deep - lmax 67°	17800	45°C	176 15-25k 740 D AS125-67 SL	1765150NW70D
	Very Wide Beam 100°	20800		176 15-25k 740 D VWB100 SL	176F150NW70D
	Wide Beam 65°	21300		176 15-25k 740 D WB65 SL	1764150NW70D
200	Asymmetric deep - lmax 67°	24200		176 20-30k 740 D AS125-67 SL	S1760079
	Very Wide Beam 100°	28300		176 20-30k 740 D VWB100 SL	S1760081
	Wide Beam 65°	29000		176 20-30k 740 D WB65 SL	S1760080
250	Asymmetric deep - lmax 67°	28400		176 25-35k 740 D AS125-67 SL	1765250NW70D
	Very Wide Beam 100°	33200		176 25-35k 740 D VWB100 SL	176F250NW70D
	Wide Beam 65°	34100		176 25-35k 740 D WB65 SL	1764250NW70D
350	Asymmetric deep - lmax 67°	39300	35°C	176 35-50k 740 D AS125-67 SL	1765350NW70D
	Very Wide Beam 100°	46100		176 35-50k 740 D VWB100 SL	176F350NW70D
	Wide Beam 65°	47200		176 35-50k 740 D WB65 SL	1764350NW70D

**Light output. These references are ideal for the conversion of conventional 250W and 400W sodium or metal halide floodlights while reducing the number of points installed.

Options

Preliminary anti-corrosion treatment (for chlorinated and coastal environments)



Silver (RAL 9006) &
Corrosionproof coating
Also available in black or white

SL-C



Serie 176

Industrial floodlight for lighting indoor and outdoor infrastructures in extreme environments


SILL

Accessories

To be ordered separately




IP68 Y splitter for loop-in/out
For Ø10-14mm cable ;
5x1,5mm² max



817600400 For ceiling mounting



817600200 2x4 m wire rope with loop
817600100

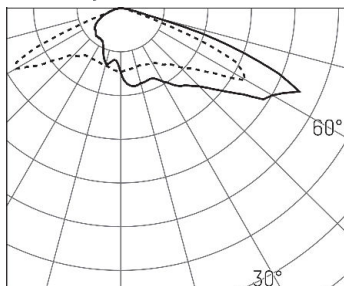


817600300
Pivoting bracket -92°/+39°

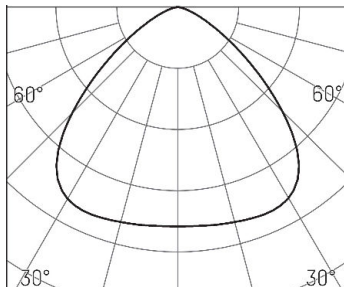
Specification



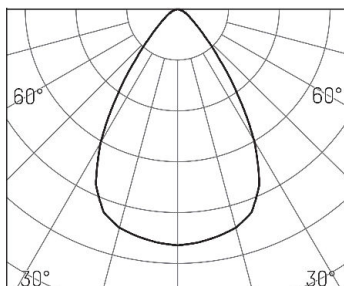
Photometry



Long-range asymmetric optics (AS125-67)



Very Wide Beam 100° (VWB100)



Wide flood 65° (WB65)

For other beams requests, please contact us

Technical characteristics

Light source	High-efficiency LED module 3000K and 4000K (also available in 5700K) CRI > 70 (also available in CRI > 80) SDCM < 3 50 000 h L80/B10 at max. operating temperature
Optics	High-performance lenses for ultra-uniform lighting ULR : 0 %
Lighting comfort	WB65 version : UGR ≤ 22 VWB100 version : UGR ≤ 28 (except 150W : UGR ≤ 25)
Heat management	Automatic light regulation in case of overheating
Control gear	Integrated special industry electronic drivers, DALI-addressable, flicker free 150 to 250W : 2 addresses 350W : 3 addresses Supports voltage spikes up to 10kV (except 200W : 8kV)
Supply voltage	220-240V 0/50/60Hz
Electrical class	Class I
Operating temperature	-40°C to +45°C (except 350W : -40°C to +35°C)

Easy installation and maintenance

Connection	Provided with a Wieland® connector 5x2.5 mm ² (capacity : Ø6-10mm)
Mounting	Wall and ceiling holder (Necessary accessory to be ordered separately)
Maintenance	Easily removable LED modules and driver Low cleaning effort thanks to smooth housing surface without cooling fins

Weight	19,5kg
Wind-attack-area	0,03 m ²

Materials

Protective cover	Tempered safety glass
Body	Very high mechanical, chemical and corrosion resistances High pressure die cast aluminium one piece housing (AlSi12, with low copper rate) Silver painting RAL 9006 (Also available in black or white) Optional anti-corrosion treatment

Standards

Compliance	Manufactured according to DIN VDE 0711 / EN 60598, CE Ball impact-resistant thanks to 817600200 or 817600300 accessory
Waterproofness	IP65
Resistance to IK shocks	IK06